



PTZXXB SERIES

Surface Mount Zener Diodes

Features

" /RZ SURILOH SDFNDJH
 " ,GHDO IRDUWHDGSRP DDFHPPHQW
 " *ODVV SDVVLYDWHG FKLS MXQFWLRQ
 " +LJK IRUZDUG VXUJH FDSDELOLW\
 " 0HHWV 06/ OHYHO SHU - 67' /) PD[LPXP
 RI f &

Mechanical Data

" Package '2 \$ & 60\$
 0ROGLQJ FRPSR/QG PHHWDPPDELOLW\
 UDWLQJ 5R+6 FRPSOLDQW KDORJHQ IUHH
 " Terminals 7LQ SODWHG OHDGV VROGHUDEOH S
 - 67' DQG -(6' %
 " Polarity: &DWKRGH OLOKHFORWKRGH HQG

Maximum Ratings

PARAMETER	SYMBOL	UNIT	MAX
'& SRZHU GLVVLSDWLRQ DW 7/ f &	3	:	
0D[LPXP LQVWDQWDQHRXV IRU DUG YROWDJH# , 9			9
0D[LPXP MXQFWLRQ WHPSHUDWXUH	M		7 WR
6WRUDJH WHPSHUDWXUH UDQJH	v WJ		7 WR

Thermal Characteristics

PARAMETER	SYMBOL	UNIT	Conditions	VALUE
7KHUPDO UHVLVWDQFH 7-SLFDO	5 - /	:	MXQFWLRQ WR OHDG	
	5 - s	:	MXQFWLRQ WR DPELHQW	

1RWH

7KHUPDO UHVLVWDQFH IRU DUG YROWDJH IRU DUG YROWDJH IRU DUG YROWDJH RQ 3 & % ZLWKFRSSHU SDG DUF

Maximum reverse leakage

	current							Maximum DC Zener Current
	Min $V_Z^{(1)}$ at I_{ZT}	Typ. $V_Z^{(1)}$ at I_{ZT}	Max $V_Z^{(1)}$ at I_{ZT}	I_{ZT}	Z_{ZT} at I_{ZT}	I_R	Test voltage V_R	
	V	V	V	mA		μA	V	
37 = %								
37 = %								
37 = %								
37 = %								
37 = %								



PTZXXB SERIES

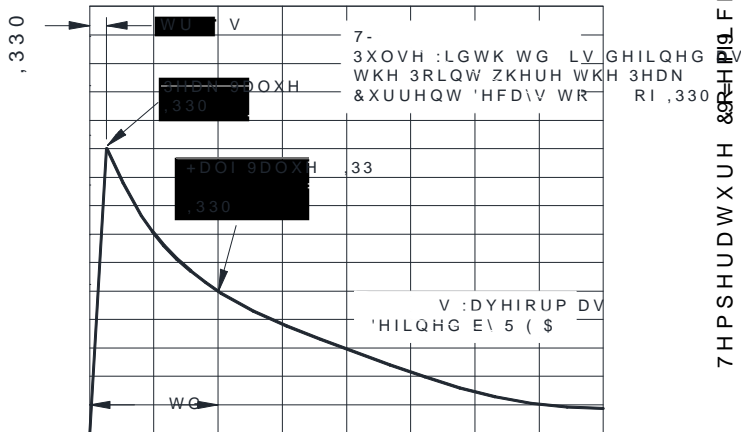
Part Number	Nominal Zener voltage			Test current	Maximum dynamic impedance resistance	Maximum reverse leakage current		Maximum DC Zener Current
	Min $V_Z^{(1)}$ at I_{ZT}	Typ. $V_Z^{(1)}$ at I_{ZT}	Max $V_Z^{(1)}$ at I_{ZT}			I_{ZT}	Z_{ZT} at I_{ZT}	
	V	V	V	mA		μA	V	mA
37 = %								
37 = %								
37 = %								
37 = %								



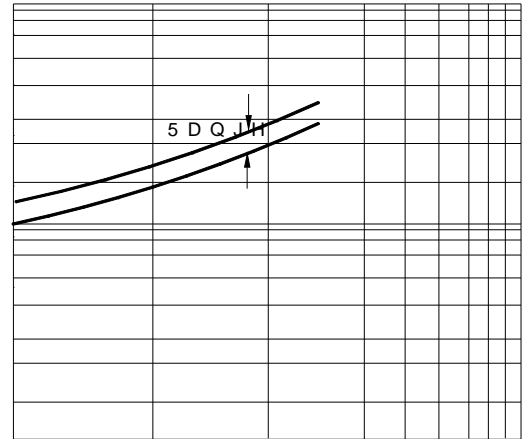
PTZXXB SERIES

Characteristics 7 \ S L F D O

),* 3XOVH :DYHIRUP



),* 7HP SHUDWXUH & RHILFLHQWV Y



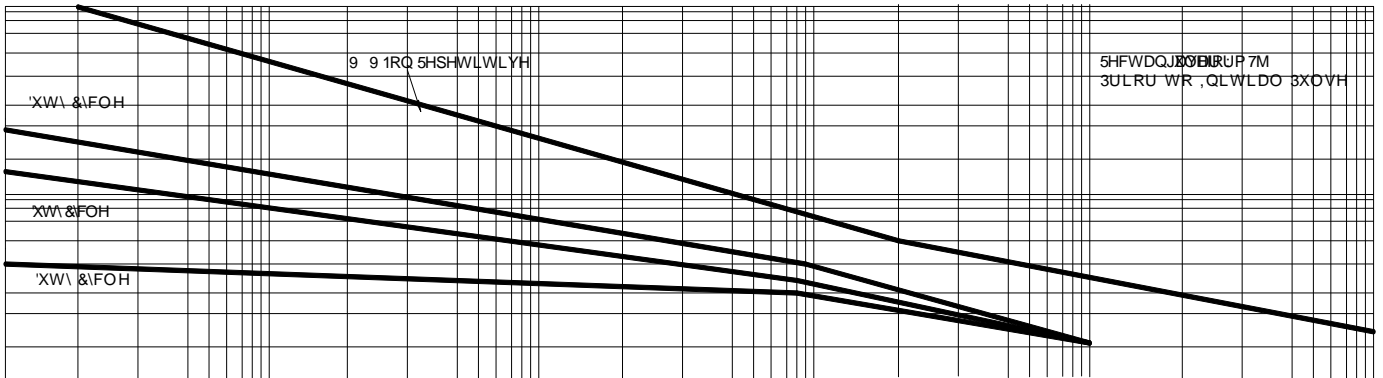
7HP SHUDWXUH & RHILFLHQWV Y

W P V A

= H Q H U 9 R O W D J H 9]

),* OD[LXPX 6XUJH 3RZHU

3HDN 6XUJH 3RZHU 3S. :



3XOVH:GWKP8:

Ordering Information ([D P S O H

PREFERED P/N	PACKAGE CODE	UNIT WEIGHT(g)	MINIMUM PACKAGE(pcs)	INNER BOX QUANTITY(pcs)	OUTER CARTON QUANTITY(pcs)	DELIVERY MODE
37 = ; ; % 6 (5 , (6)		\$ S S U R [L P D W H				

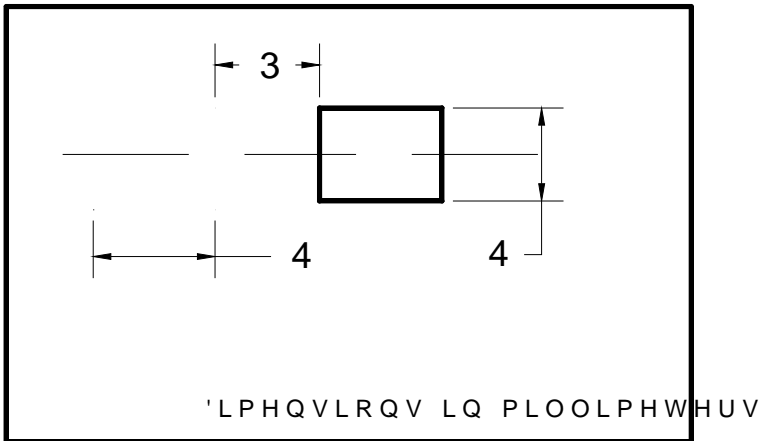


PTZXXB SERIES

vOutline Dimensions

DO-214AC(SMA)		
'LP	0LQ	0D
\$		
%		
&		
'		
(
)		
*		
+		
,		

Suggested Pad Layout



DO-214AC(SMA)	
'LP	0LOOLPHWHUV
3	
3	
4	
4	

PTZXB SERIES
